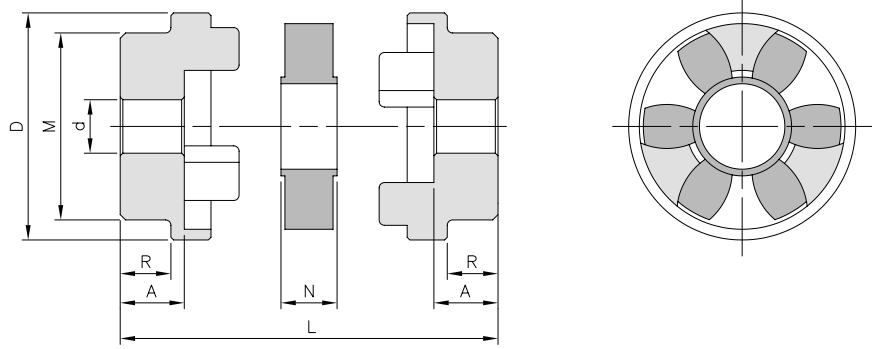




GIUNTI ELASTICI TORSIONALI - "GEB HRC" TORSIONAL FLEXIBLE COUPLINGS - "GEB HRC"

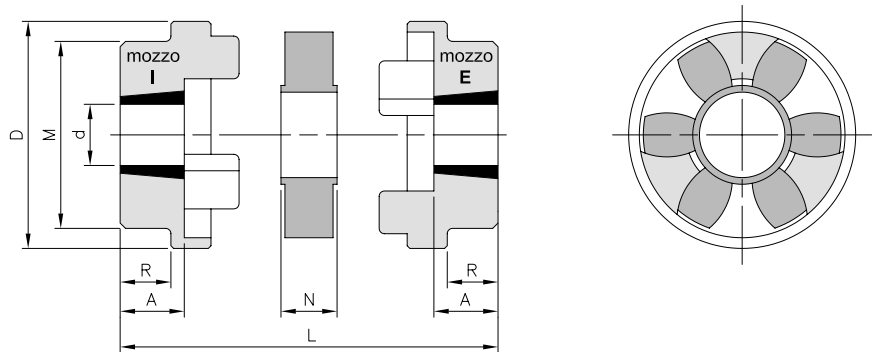


Materiale: Ghisa GG25

descrizione	codice	Preforo	Foro	DIMENSIONI						
		(d) mm	max mm	A mm	D mm	M mm	N mm	R mm	L mm	Kg.
GEB HRC 70	GEBHRC070	10	32	23,5	69	60	18,0	20,0	65,0	0,60
GEB HRC 90	GEBHRC090	10	42	30,0	85	70	22,5	26,0	82,5	1,07
GEB HRC 110	GEBHRC110	10	55	45,0	112	100	29,0	37,0	119,0	3,05
GEB HRC 130	GEBHRC130	20	60	47,5	130	105	35,0	39,0	130,0	4,45
GEB HRC 150	GEBHRC150	20	70	56,0	150	115	40,0	46,0	152,0	6,10
GEB HRC 180	GEBHRC180	28	80	70,0	180	125	46,0	58,0	186,0	9,20
GEB HRC 230	GEBHRC230	45	100	90,0	225	155	58,0	77,0	238,0	17,75
GEB HRC 280	GEBHRC280	55	115	105,5	275	206	72,0	90,0	283,0	35,75



GIUNTI ELASTICI TORSIONALI PER BUSSOLA CONICA - "GEB HRC TL" TORSIONAL FLEXIBLE COUPLINGS FOR TAPER BUSHES - "GEB HRC TL"



Materiale: Ghisa GG25


descrizione	codice		Bussola	Diametro Foro (d)		DIMENSIONI						
	mozzo E	mozzo I		min mm	max mm	A mm	D mm	M mm	N mm	R mm	L mm	Kg.
GEB HRC 70 TL	GEBHRCE070TL	GEBHRCI070TL	1008	11	25	23,5	69	60	18,0	20,0	65,0	0,44
GEB HRC 90 TL	GEBHRCE090TL	GEBHRCI090TL	1108	11	28	23,5	85	70	22,5	19,5	69,5	0,72
GEB HRC 110 TL	GEBHRCE110TL	GEBHRCI110TL	1610	12	42	26,5	112	100	29,0	18,5	82,0	1,60
GEB HRC 130 TL	GEBHRCE130TL	GEBHRCI130TL	1610	12	42	26,5	130	105	35,0	18,0	88,0	2,27
GEB HRC 150 TL	GEBHRCE150TL	GEBHRCI150TL	2012	15	50	33,5	150	115	40,0	23,5	107,0	3,30
GEB HRC 180 TL	GEBHRCE180TL	GEBHRCI180TL	2517	19	65	46,5	180	125	46,0	34,5	139,0	5,37
GEB HRC 230 TL	GEBHRCE230TL	GEBHRCI230TL	3020	25	75	52,5	225	155	58,0	39,5	163,0	9,53
GEB HRC 280 TL	GEBHRCE280TL	GEBHRCI280TL	3525	35	90	66,5	275	206	72,0	51,0	205,0	20,50



GIUNTI ELASTICI TORSIONALI - "GEB HRC" TORSIONAL FLEXIBLE COUPLINGS - "GEB HRC"

Elemento dentato elastico in gomma (colore NERO)

descrizione	codice	Giri / 1' max	Momenti torcenti (Nm)		Kg.
			TK normale	TK max	
GEB HRC 70	ELHRCN070	8.100	31	72	0,016
GEB HRC 90	ELHRCN090	6.500	80	180	0,050
GEB HRC 110	ELHRCN110	5.200	160	360	0,080
GEB HRC 130	ELHRCN130	4.100	315	720	0,150
GEB HRC 150	ELHRCN150	3.600	600	1.500	0,220
GEB HRC 180	ELHRCN180	3.000	950	2.350	0,380
GEB HRC 230	ELHRCN230	2.600	2.000	5.000	0,800
GEB HRC 280	ELHRCN280	2.200	3.150	7.200	1,530



descrizione	disassamento ⁽¹⁾ massimo		spostamento assiale
	angolare ka (Δ)	radiale Kr (mm)	S (mm)
GEB HRC 70	1,0°	0,3	+0,2
GEB HRC 90	1,0°	0,3	+0,5
GEB HRC 110	1,0°	0,3	+0,6
GEB HRC 130	1,0°	0,4	+0,8
GEB HRC 150	1,0°	0,4	+0,9
GEB HRC 180	1,0°	0,4	+1,1
GEB HRC 230	1,0°	0,5	+1,3
GEB HRC 280	1,0°	0,5	+1,7

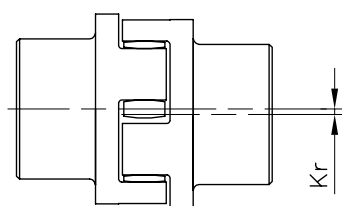
(1) Valori validi per n= 600 giri/min e considerati individualmente.

Per velocità superiori ai 600 giri /min si ha una riduzione dei valori di disassamento e spostamento.

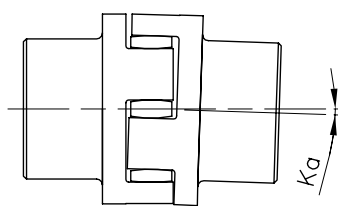
≤ 0,8 601 - 1000 min-1, rpm

≤ 0,65 1001 - 1500 min-1, rpm

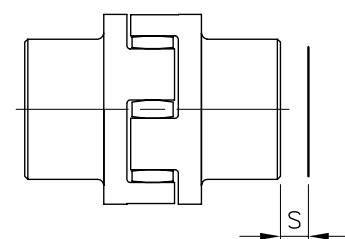
≤ 0,50 1501 - 3000 min-1, rpm



disassamento radiale



disassamento angolare



spostamento assiale